





Item No.: 231.98.000/001/002/003

General

With the SAFE-O-TRONIC® LS100 it is possible to operate the lock in free use mode (day use) with pin code operation only. As a default, the LS100 lock is delivered in test mode. To operate simply follow the sequence below:

- ▶ Press the button "0" button 
- ▶ Press the **OK** button 
- ▶ Rotate the lever CCW after the lock motor activates.





To unlock the LS100 perform the same sequence:

- ▶ Press the button "0" button 
- ▶ Press the **OK** button 
- ▶ The lever will automatically return to the unlocked position CW 90 degrees.

To place the LS100 in the normal mode of operation (day use) a Mastercode II has to be assigned. Perform the following steps to assign this code:

Mastercode II

Mastercode II can be used by the operator for opening, closing and releasing a lock at any time. To program the LS100 for this Mastercode II perform the following steps:


- ▶ Press the buttons **OK** and **Abort** simultaneously  AND 
- ▶ Enter Mastercode II (ex. 12345. this number has to be 5 digits)
- ▶ Press the **OK** button 
- ▶ Enter Mastercode II again (ex. 12345. this number has to be 5 digits)
- ▶ Press the **OK** button 

Now the Mastercode II is programmed into the lock. Record this number for future reference


_____ The LS100 is now in free use (day use) mode.

Normal Locking

To lock the LS100


- ▶ Press the desired 4 digit code: (ex) 4532
- ▶ Press the **OK** button 
- ▶ Rotate the lever CCW after the lock motor activates.

To unlock the LS100 perform the same sequence:

- ▶ Press the same 4 digit code: (ex) 4532
- ▶ Press the **OK** button 
- ▶ The lever will automatically return to the unlocked position CW 90 degrees.

Emergency Opening

Mastercode II can be used by the operator for opening, closing and releasing a lock at any time. Perform the following steps:

- ▶ Enter Mastercode II 12345
- ▶ Press the **OK** button 
- ▶ The lever will automatically return to the unlocked position CW 90 degrees.

HÄFELE

3901 Cheyenne Drive
P.O. Box 4000
Archdale, NC 27263
1-800-423-3531
www.hafele.com