



METALLIC CABINET
ACCENTS

TIE IT ALL TOGETHER.

METALLIC CABINET ACCENTS FROM HÄFELE.

Adding Metal Cabinet Accents from Häfele to your designs is a stylish, easy way to differentiate – but also thoroughly coordinate – your projects. Available in aluminum bar, strapping or angle varieties, these accents bring texture and warmth to cabinet doors, drawer fronts and other areas.

AVAILABLE FINISHES



Satin/Brushed Aluminum



Polished Chrome



Satin/Brushed Brass




Light Bronze



Matt Black

Double-sided UHB tape is available to securely adhere bars, strapping and angles, see below.



.75" ALUMINUM STRAPPING

W x H x L: .75" X .063" X 72"

> Use as an onlay or inset into a cabinet frame or door


Finish	Item No.
satin/brushed aluminum	194.80.044
polished chrome	194.80.244
satin/brushed brass	194.80.544
light bronze	194.80.144
matt black	194.80.344

.096" X 1.25" ALUMINUM STRAPPING

W x H x L: 1.25" x .096" x 72"

> Use as an onlay or inset into a cabinet frame or door

Finish	Item No.
satin/brushed aluminum	194.80.011
polished chrome	194.80.211
satin/brushed brass	194.80.511
light bronze	194.80.111
matt black	194.80.311



DOUBLE-SIDED UHB TAPE

> For use with all strapping and bars


W x L	Item No.
.1875" x 54'	003.58.113
.1875" x 8'	003.58.112
.5" x 108'	003.58.111
.5" x 8'	003.58.110

.25" X .75" ALUMINUM BAR

W x H x L: .75" X .25" X 72"

> Use as an onlay or inset into a cabinet frame or door

Finish	Item No.
satin/brushed aluminum	194.80.023
polished chrome	194.80.223
satin/brushed brass	194.80.523
light bronze	194.80.123
matt black	194.80.323




.25" X .25" ALUMINUM BAR

W x H x L: .25" X .25" x 72"

> Use as an onlay, apply to face of a cabinet or door

Finish	Item No.
satin/brushed aluminum	194.80.032
polished chrome	194.80.232
satin/brushed brass	194.80.532
light bronze	194.80.132
matt black	194.80.332



.5" ALUMINUM ANGLE

W (each way) x H x L: .5" X .063" X 72"

> Use as an onlay, apply to face of a cabinet or door

Finish	Item No.
satin/brushed aluminum	194.80.000
polished chrome	194.80.200
satin/brushed brass	194.80.500
light bronze	194.80.100
matt black	194.80.300

Note
Polished chrome Aluminum Angle cannot be used in inner routing.

HÄFELE

HAF-MCA-2022

Häfele America Co. | 3901 Cheyenne Drive | Archdale, NC 27263

Phone: 800 423 3531 | **Fax:** 800 325 6197 | **Showrooms:** New York, Archdale, Los Angeles

hafele.com

© & TM Häfele GmbH & Co KG and/or Häfele America Co. Other trademarks referenced are owned by their respective owners. All rights reserved. Materials, designs and design elements shown herein may be the subject of US and International copyright and other forms of legal protection.