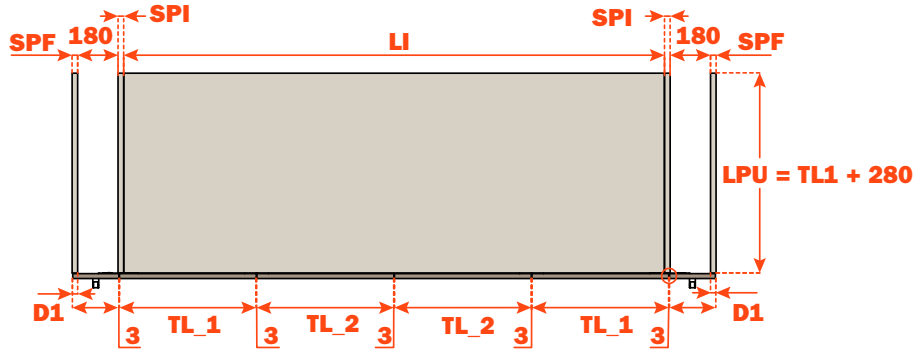
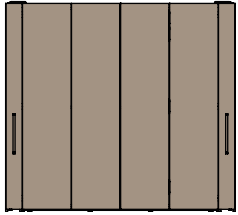
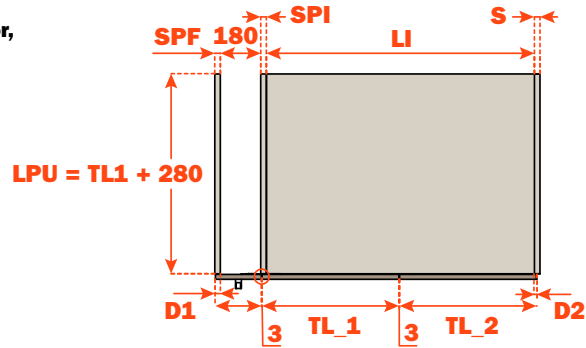
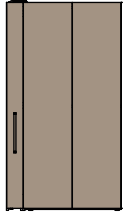


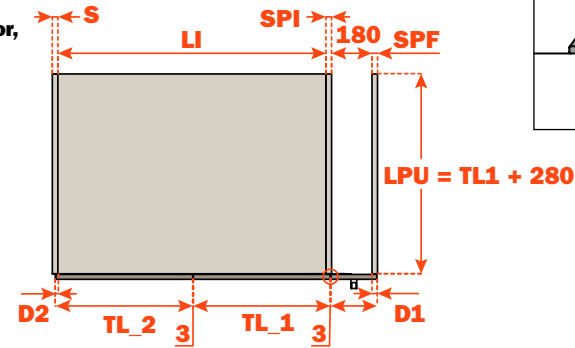
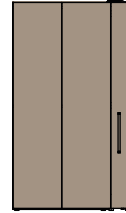
Double doors, left + right



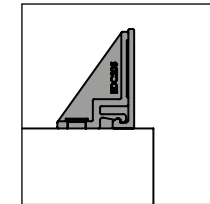
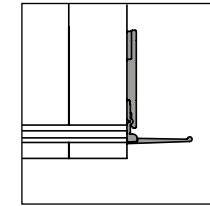
Single door, left



Single door, right



Finish of the front and side cover strips



Maximum weight of both doors, recess cover panel and handle = 50 Kg

LHT	Total cabinet height (mm)	
SPC	Top panel thickness (mm)	
LHI	Internal cabinet height (mm)	
SPB	Bottom panel thickness (mm)	
LI	Internal cabinet width (mm)	
S	Side panel thickness (mm)	
SPI	Central panel thickness (mm)	
TH	Door height (mm) • max 2600	
TL1	Internal door width (mm) • min 450 - max 750	
TL2	External door width (mm) • min 450 - max TL1 + 90	
T	Door thickness (mm) • min 18 - max 25	
D1	Door overlay on side panel (mm)	
D2	Door overlay on side panel - single system (mm)	
LPU	Cabinet depth • min = TL1 + 280	
	Presence of external side panel	
SPF	Side cover panel thickness (mm)	

Contact name
Company
Date
Project
Distributor
Notes

