

Spice Rack



Spice Rack



1.



2.



3.



4.



5.



6.




7.




8.



1.



2.



3.



4.



1.



2.



1.



2. runner




3. release



4. separate



1.



2. Take care on the fixing point!



3. Mounted runner part



4.



5.



6.



1.



2.



3. Adjust the required depth 4. at the runner



5. Mark the height of the frame in the carcass



6. Screw the runner to the upper face frame



7.



8.



1.



2.

Pull in the frame!



3.