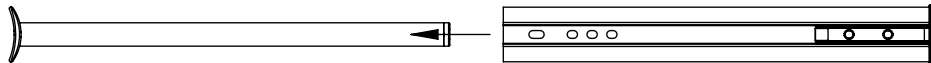
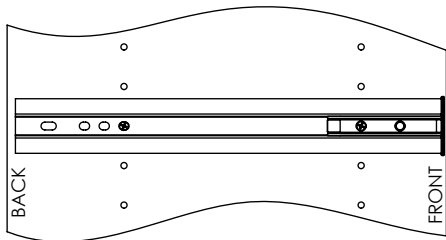


INSTALLING VALET


STEP 1: PULL ROD OUT FROM BACK



STEP 2: MOUNT VALET TO PANEL

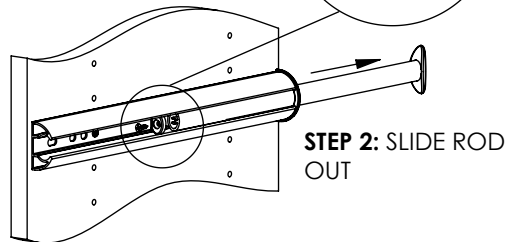
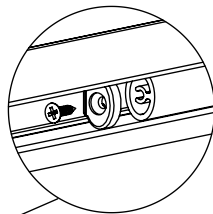


STEP 3: PUSH ROD INTO FRONT



REPOSITIONING VALET

STEP 1: REMOVE SCREW FROM REAR OF ROD



STEP 2: SLIDE ROD OUT