








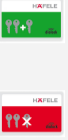




Ordering product components

		Standard			Optional			
  	Page	 DK 10.20 WT 210 wall terminal, (wall reader and controller, as one unit)	 DK 10.25 Power supply	 DK 6.1 Electric strike, Reed sensor, multiple locking device, motorised mortice lock	 DK 10.21 ESS 100 energy control terminal	 DK 10.27 Automatic circuit breakers and relays	 DK 10.22 Installation accessories	 Programming user keys
	<p>! For external doors made from wood, metal, glass or narrow frame</p> <p>" For interior doors made from wood, metal, glass or narrow frame</p>	- [F] EN 179 EN 1125	✓	✓	✓	✓	✓	✓
	- [F] EN 179 EN 1125	✓	✓	✓	✓	✓	✓	Doors with requirements on fire resistance/smoke control, EN 179 or EN 1125, are possible if the door structure also meets the respective requirements.

Sample order

For entrance door, Projects, mains-operated wall terminal			
917.91.077	<b>Wall terminal set</b> WT 210 wall terminal	DK 10.20	<a href="#">Chat</a>
E	<b>Power supply</b>		
917.93.013	DC power supply unit, regulated	DK 10.25	
E	<b>Lock</b>		
911.49.053	Multiple locking device		
911.49.042	Secury Automatic-A opener		



For entrance door, Projects, mains-operated wall terminal		
911.39.380	2 x strike plate	
911.39.392	Angled security striking plate	
E	<b>Automatic circuit breakers and relays</b>	DK 10.27
E	<b>Installation accessories</b>	DK 10.22
<b>Optional</b>		
Automatic circuit breakers, relays and installation accessories as required		
Energy control terminal for hotels, additional wall reader on opposite side as required		
	<b>Programming and user keys</b>	DK 10.28

 [Sign in / Reg...](#)  [Apps](#)

E-mail: [orders@hafele.us](mailto:orders@hafele.us)

Phone: 800.423.3531



Chat