

TECHNICAL DATA SHEET

Door Pulls for Accessibility

These door pulls meet ADA standards for accessible design—they are operable with one hand and do not require tight gripping, pinching or twisting of the wrist.

Material: Zinc,
stainless steel matt

BACK TO BACK PULL



SINGLE THROUGH MOUNT



SINGLE CONCEALED MOUNT



CTC: 192 mm
CTC: 384 mm

Item No. 902.00.700
Item No. 901.00.576

Item No. 902.00.710
Item No. 901.00.586

Item No. 902.00.711
Item No. 901.00.596

Material: Zinc,
black

BACK TO BACK PULL



SINGLE THROUGH MOUNT



SINGLE CONCEALED MOUNT



CTC: 192 mm
CTC: 384 mm

Item No. 902.00.701
Item No. 901.00.573

Item No. 902.00.702
Item No. 901.00.583

Item No. 902.00.703
Item No. 901.00.593

Material: Zinc,
oil-rubbed bronze

BACK TO BACK PULL



SINGLE THROUGH MOUNT



SINGLE CONCEALED MOUNT



CTC: 192 mm
CTC: 384 mm

Item No. 902.00.704
Item No. 901.00.571

Item No. 902.00.705
Item No. 901.00.581

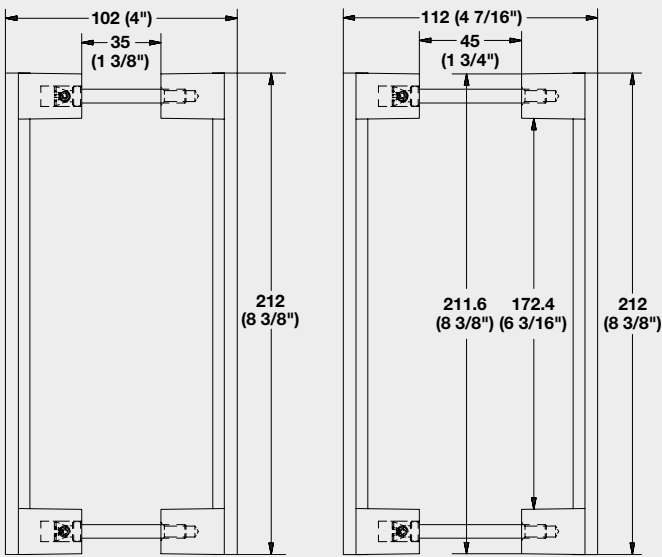
Item No. 902.00.706
Item No. 901.00.591

TECHNICAL DATA SHEET

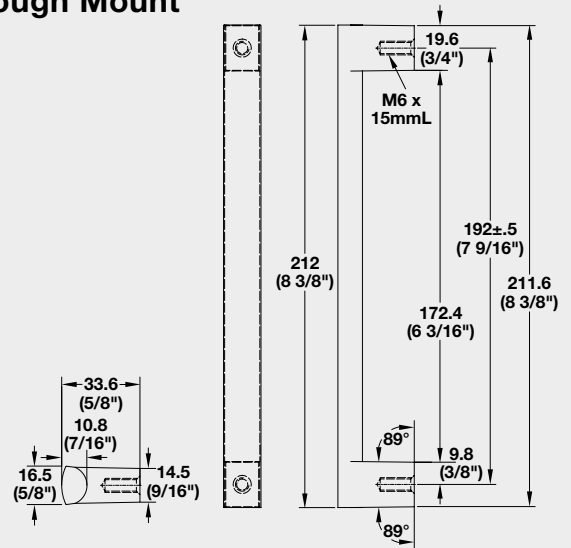
Door Pulls for Accessibility

Dimensions

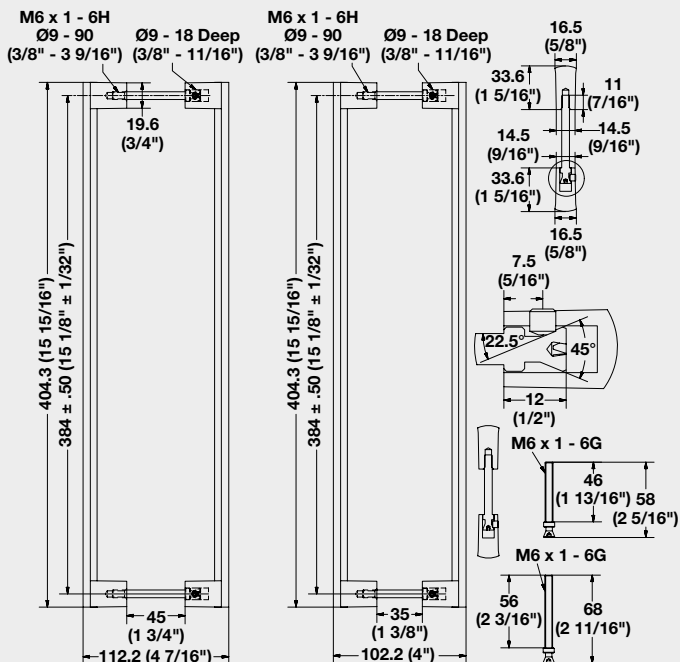
Back to Back Pull - CTC: 192 mm



Single Back Pull - CTC: 192 mm Through Mount



Back to Back Pull - CTC: 384 mm



Single Back Pull - CTC: 384 mm Through Mount

